


FEATURES

- UL listed for factory and field installation
- Easy wiring: directly connect to AC INPUT OF LED Lights
- Ideal for various kinds 0-10V dimmable indoor LED lights≤100W
(Non 0-10v dimmable LED lights≤EM Output Power)
- Constant power output
- Universal Input voltage:100-347Vac,50/60Hz
- Self testing monthly/yearly
- Meets or exceeds all NEC, IBC, and Life Safety Code Emergency Lighting Requirements
- Suitable for dry and damp locations
- RoHS Compliant



DIMENSION

Case:12.91"x1.97"x0.94"(mounting center 12.40")



APPLICATIONS

Widely used for 0-10V dimmable indoor LED lighting products, such as LED panel, troffer, downlight, linear lights, highbay etc.

LED Panel

Troffer

Downlight

Linear Light

Linear High Bay

UFO High Bay

CERTIFICATES

PRODUCT ADVANTAGES

Easy wiring

Directly connect to AC Input of LED Fixtures. Saves Time and Money on the Jobsite

Certified for CA Title 20

High efficiency performance meet CA Title 20 battery charge efficiency standards

Constant Power Performance

Constant wattage delivery maintains illumination level for the full emergency runtime with no degradation

UL Listed for US and Canada

Listed to UL924 and tested to CSA 22.2, No. 141
For Field or Factory Installation (Indoor and Damp)

SPECIFICATIONS

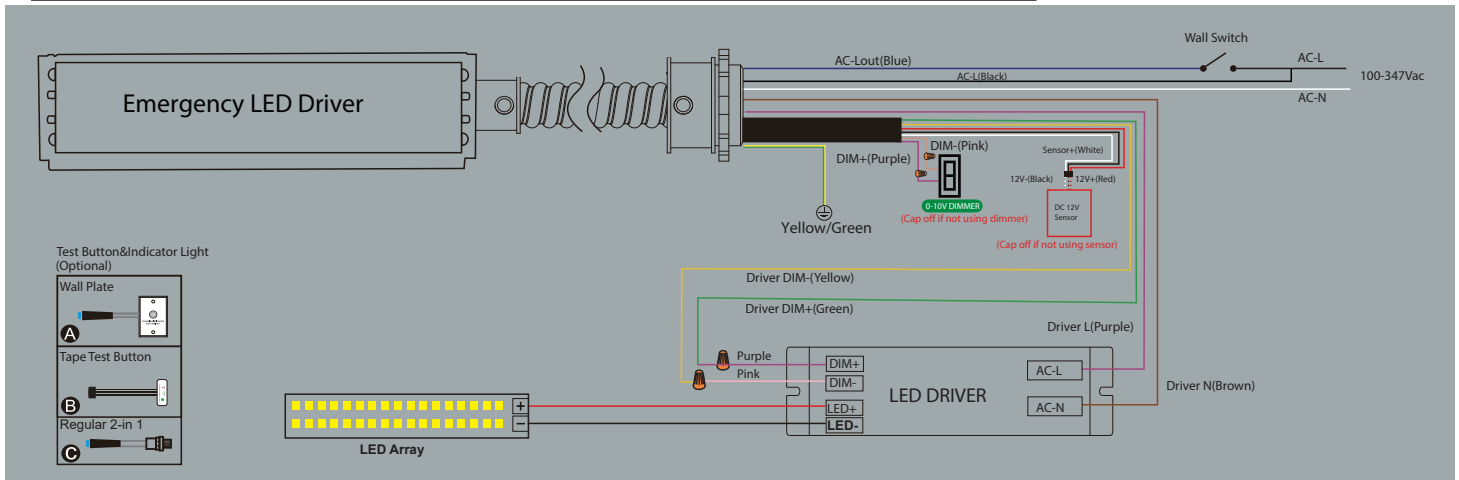
Model No.	EMI-2G-8W	EMI-2G-15W	EMI-2G-20W	EMI-2G-25W
Output Power	8W	15W	20W	25W
Ouptut Voltage	170V DC	170V DC	170V DC	170V DC
Input Voltage	100-347V AC, 50/60HZ	100-347V AC, 50/60HZ	100-347V AC, 50/60HZ	100-347V AC, 50/60HZ
Input Power	12W Max.	12W Max.	12W Max.	12W Max.
Input Current	≤100mA	≤100mA	≤100mA	≤100mA
Battery Type	Lithium	Lithium	Lithium	Lithium
Recharge Time	≥24 Hours	≥24 Hours	≥24 Hours	≥24 Hours
Emergency Time	≥90 minutes	≥90 minutes	≥90 minutes	≥90 minutes
Ambient Temp.	0°C ~50°C(32°F~122°F)	0°C ~50°C(32°F~122°F)	0°C ~50°C(32°F~122°F)	0°C ~50°C(32°F~122°F)
Luminaire Power	60W (Max) Non 0-10V dim luminaries≤8W	100W (Max) Non 0-10V dim luminaries≤15W	100W (Max) Non 0-10V dim luminaries≤20W	150W (Max) Non 0-10V dim luminaries≤25W

WIRING DIAGRAM

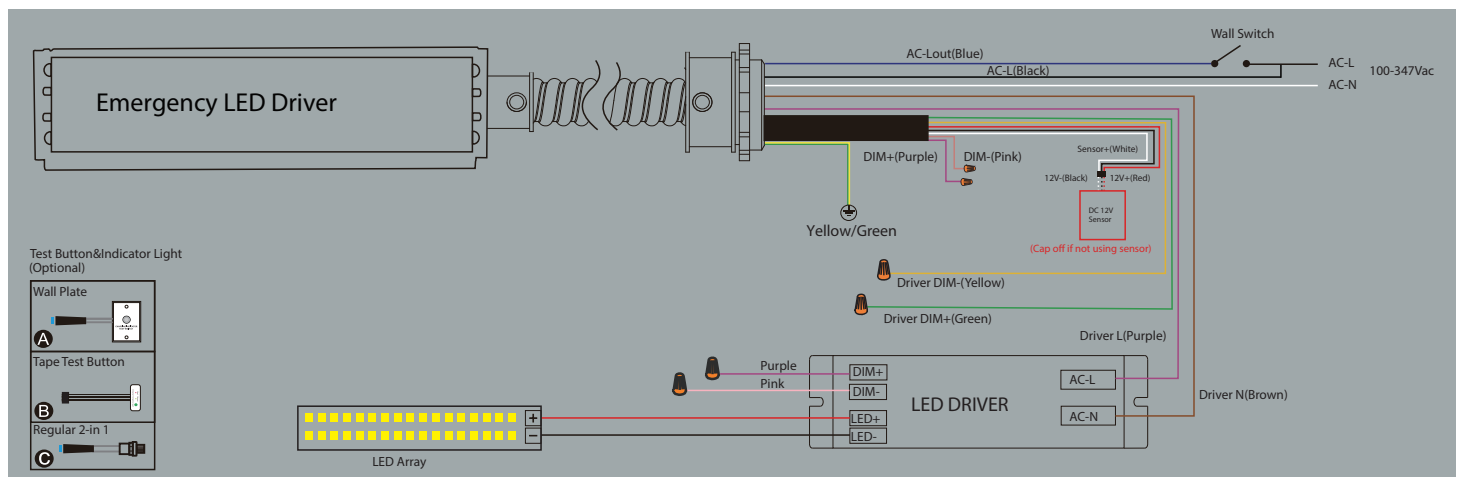
1. For LED luminaires with 0-10V dimmable LED driver (* LED DRIVER INPUT POWER ≤ 100W)

Note: EMI-2G-8W for 0-10V dimming luminaires ≤ 60W

Emergency Driver Dim+ (Green), Driver Dim- (Yellow) has to connect with LED driver DIM+ and DIM-



2. For LED luminaires with non 0-10V dimmable LED driver (* LED DRIVER INPUT POWER ≤ EMERGENCY OUTPUT POWER)



CAUTION: The Emergency LED driver must connect to 0-10V dimming wires (DIM+, DIM-) of the luminaire if the LED luminaire power is exceed the emergency LED driver power.



IMPORTANT SAFEGUARDS

When using electrical equipment, basic safety precautions should always be followed including the following

PLEASE READ AND FOLLOW ALL SAFETY INSTRUCTIONS.

CAUTION: RISK OF SHOCK-disconnect emergency and normal input power sources before servicing

ASSEMBLY and FIELD INSTALLATION WIRING: WARNING: AC power must be off before proceeding with assembly or installation of emergency driver.

IMPORTANT: An un-switched AC power source is required (100-347Vac). It is designed for fixtures listed for dry and damp locations

IMPORTANT: Customers are advised to charge emergency LED driver 24 hours every 6 months during storage.

CAUTION: Make sure all electrical connections conform to the National Electrical Code and all applicable local regulations.

CAUTION: This is a sealed unit. Components are not replaceable. Replace the entire LED Emergency Backup unit when necessary.

CAUTION: Equipment should be mounted in locations and at heights where it is not be subjected to tampering by unauthorized personnel.

CAUTION: The use of accessory equipment is not recommended by the manufacturer and may cause an unsafe condition.

CAUTION: Use with grounded, UL Listed, dry or damp location rated fixtures. Case should also be grounded.

CAUTION: Battery is rechargeable Li-ion type and must be recycled or disposed of properly

CAUTION: Suitable for use in 5°C -50°C ambient temperatures

CAUTION: This product is for use in indoor fixtures only. Do NOT use near heated air handling outlets or hazardous locations..

Do not let power supply cords touch hot surfaces. Do not mount near gas or electric heaters. Do not use this equipment for other than its intended use. Failure to follow this may cause an unsafe condition and will void warranty. Servicing of this equipment should be performed by qualified personnel only.