P LED

APPLICATION

3” deep louver high performance recessed parabolic fixture. Designed for light cut-off and bright low-glare light. It is high efficiency, great performance and sleek detailing make it an ideal choice for office environments.

FEATURES:

- Die formed, cold-rolled, heavy gauge steel housing construction provides durability and strength.
- Parabolic louvers are made with anodize, semi-specular, 3” deep aluminum to perform low-glare bright light and they are interlocked to prevent vibration.
- The louvers can be hinge and spring latch from either side.
- Inside edge of housing has full flat black reveal for floating effect.
- T-bar safety clips are standard.
- Ship with plastic film to keep out construction dirt.
- Finish in high-gloss baked white enamel over rust inhibiting phosphate coating for maximum corrosion resistance.

MOUNTING:

- End to end row mounting available.
- Compatible with most ceiling types.
- Field installed flange kits are available.

LED:

- High quality array LEDs.
- LM80.
- Color Temperature: 2700/3000/3500/4000/5000 (K)
- Color Rendering Index: > 82.8
- Calculated L70: 122,000 hours
- Reported L70: >54,000 hours

ELECTRICAL:

- High power factor electronic driver, operate from a 120 ~ 277 Vac input range, 50 / 60 Hz.
- Features included over voltage protection, surge, short circuit protection and over load protection.
- Power Factor: typical > 0.95, THD <20, meets Class 1 or Class 2 circuit.
- Philips Xitanium: 0-10V Dim to 1%(PH).
- Osram Optotronic: 0-10V Dim to 1%(OS1) or 10%(OS).
- Generic : 0-10V 10% dim. (GR)
- Minimum starting temperature: -4°F (-20°C) ~ 122°F (50°C).

- <ELCU-200>
- Guarantees emergency lighting remains ON or is turned on when power to the control device is lost.
- Interfaces with fire alarm panel or security system.
- “Watchdog” feature allows emergency loads to be controlled in tandem with normal power loads.
- UL listed for use in emergency circuits.

LISTING:

- UL/CUL listed and labeled.
- IC rated.
- Suitable for damp locations.
- CEC Compliant EM (please contact for more information)
- ARRA compliant (optional).
- 5 years limited warranty.
- 7 or 10 years limited warranty. (optional) [3]

CONFIGURATIONS

Series	Size	LED	AC Input	Lumen Output (3000K)	CRI	Driver Input
P LED	1’ x 2’	18LED	18W	1297 lm	> 82.8	120-277V
		27LED	27W	1946 lm		
	1’ x 4’	36LED	36W	2703 lm		
		54LED	54W	3892 lm		
	2’ x 2’	27LED	27W	2317 lm		
		36LED	36W	2971 lm		
		54LED	54W	4277 lm		
	2’ x 4’	36LED	36W	3328 lm		
		54LED	54W	4685 lm		
		72LED	72W	6042 lm		
		108LED	108W	8759 lm		

OUTPUT CURRENT

		Bi-Level		Tri-Level (Default)	
SW1	SW2	Config Range	Default	Config Range	Default
Close	Open	10% - 70%	40%	10% - 70%	30%
Open	Close	10% - 70%	40%	10% - 70%	70%
Close	Close	100%	100%	100%	100%
Open	Open	0%	0%	0%	0%

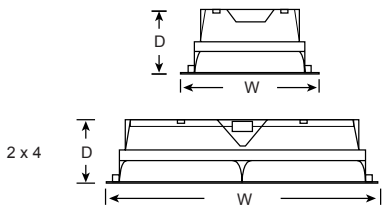

Specifications: 1’x2’

Length: 24 (608)
Width: 12 (302)
Depth: 5-1/2 (140), 4-1/2 (114)

Specifications: 2’x2’

Length: 24 (608)
Width: 24 (608)
Depth: 5-1/2 (140), 3-3/4 (95)
Weight: 15.9 lbs (7.21 kg)

Specifications: 1’x4’

Length: 48 (1218)
Width: 12 (302)
Depth: 5-1/2 (140), 4-1/2 (114)
Weight: 17.39 lbs (7.89 kg)

Specifications: 2’x4’

Length: 48 (1218)
Width: 24 (608)
Depth: 5-1/2 (140), 3-3/4 (95)
Weight: 25.15lbs (11.41 kg)

All dimensions are in inches (millimeters).

UTOPIA LIGHTING reserves the right to change specifications, drawings, dimensions without prior notice. Visit our website for the latest product information.

P LED

ORDERING INFORMATION

EXAMPLE: *P22-36LED-40K-UNV*

MODEL		LED		COLOR TEMP.		CRI		# OF CELLS		LOUVER FINISH		VOLTAGE	
P12	1' x 2'	**18LED**	18W LED	**-27K**	2700K [5]	**(Blank)**	80+ CRI	1'x2'	**4**	**(Blank)**	Grid	**UNV**	120-277V
		27LED	27W LED	**-30K**	3000K	**C9**	90+ CRI [6]			**FK**	Flange [1]	**120**	120V
P14	1' x 4'	**36LED**	36W LED	**-35K**	3500K			1'x4'	**8**	**FTSH**	Flanged Trim [2]	**277**	277V
		54LED	54W LED	**-40K**	4000K (Std.)				**9**			**347**	347V
P22	2' x 2'	**27LED**	27W LED	**-50K**	5000K			2'x2'	**9**			**480**	480V [3]
		36LED	36W LED						**16**				
		54LED	54W LED					2'x4'	**12**				
P24	2' x 4'	**36LED**	36W LED						**18**				
		54LED	54W LED						**24**				
		72LED	72W LED						**32**				
		108LED	108W LED										

LED DRIVER			
GR	Generic, 0-10V 10% dim (Std.) [4]	**ES566**	eldoLED SOLOdrive Natural Dimming to dark, 0-10V, 100% ~ 0.1% dim
PH	Philips Xitanium, 0-10V 1% dim [4]	**EC**	eldoLED ECOdrive 0-10V natural dim to 1% (Hybrid HydraDrive)
OS	Osram Optotronic, 0-10V 10% dim [4]	**LDE5**	5-Series EcoSystem LED driver, 100% ~ 5% dim
OS1	Osram Optotronic, 0-10V 1% dim [4]	**LDE1**	Hi-lume 1% EcoSystem LED driver with Soft-on, Fade-to-Black dimming technology, 100%~1% dim
SD40	40% / 100% Bi-Level Step dim (PH only)		
SDXX	XX% / 100% Bi-Level Step dim (Specify XX : 10% ~ 70%) (PH only)	**ELV**	ELV compatible (reverse-phase or trailing-edge)
TDM	Triac Dim. (120V only)	**PHSR**	Philips Xitanium Sensor-Ready, Dali 5%~100% dim.
TD30/70	30% / 70% / 100% Tri-Level Step dim (PH only)	**PHDL**	Philips Xitanium DALI driver, Dim to 5%
TDXX/YY	XX% / YY% / 100% Tri-Level Step dim (Specify XX, YY : 10% ~ 70%) (PH only)	**DIMT**	Tri-mode dimming (Triac, ELV, 0-10V)

OPTIONS		LIGHTING CONTROL SYSTEM	
AB	Two Driver for AB Multi-Switch		<Lutron Vive System Enabled>
WA08	White Acrylic Fine Finish Overlay [2]	**VRF**	Vive Integral fixture control (RF only), (Must be ordered with EcoSystem drivers or PHSR)
EMG5	5W EM Battery Backup (CEC Compliant EM) [1]	**FCJS0**	Vive Attached fixture control (RF only for 0-10V drivers), (N/A with GR driver)
EMG8	8W EM Battery Backup (CEC Compliant EM) [1]	**FCJSE**	Vive Attached fixture control (RF only for Lutron EcoSystem drivers)
EMG16	16W EM Battery Backup (CEC Compliant EM) [1]	**FCJS0EM**	UL 924 Emergency PowPak wireless fixture control for 0-10V drivers
ELCU-200	Fail-to-on Emergency lighting, UL924 [7]	**FCJSEEM**	UL 924 Emergency PowPak wireless fixture control for Ecosystem drivers
GTD	Bodine Generator Transfer Device		
GTD10DIM	Bodine Generator Transfer Device (0-10VDC Dimmer Override)		
MS11	Master Slave w/ 11' Whip		
PW6	Pre-wired 6' Whip Flex #18/3		
ARRA	Assembled in USA for Buy American Act		
O7W	Optional 7 Years Limited Warranty [3]		
O10W	Optional 10 Years Limited Warranty [3]		

NOTES:
1. Flange kits are supplied in separate boxes, field installed.
2. Flanged trims are supplied with swing gate hanger.
3. Supplied with step down transformer.
4. Contact factory for other emergency ballast options.
5. Must specify voltage, not available with 347V, 480V.
6. DesignLights Consortium® (DLC) qualified product. Not all versions of this product may be DLC qualified. Please check the DLC Qualified Products List at www.designlights.org/QPL to confirm which versions are qualified.
7. This limited warranty covers electrical parts only and does not apply to labor, equipment lease, or defect from improper installation or operation. (EM battery backup does not included)
8. Provided dimming wires for sensor and dimmer switch as a standard. Dimmer switch provided by others.
9. Dimming wires provided and connected to sensor only, not for dimmer switch. (available with AMS and DPMS option)
10. To find an approved dimmer switch, please see table 1.
11. Available with C9 only.
12. Lumen per watt is around 15% less than standard CRI (80+).
13. Custom wattage products are not DLC qualified.
14. Shipped separately.
15. See NFC and IR manual in the separate attachment. If your phone is not compatible, please order "RS-IR" and follow the manual.
16. Refer to Advanced Grouping Datasheet for its default setting and compatible wireless switches.
17. One piece lens.

UTOPIA LIGHTING reserves the right to change specifications, drawings, dimensions without prior notice. Visit our website for the latest product information.

P LED

COMPATIBLE DIMMER SWITCH (TABLE 1)

Model #	Brand	Compatible Dimmer Switch	
(Blank)	-	<Leviton>	IllumaTech IP7 series
		<Lutron>	Visit www.lutron.com/advance for a list of dimmers (Mark VII) that will work with this driver.
		<Philips>	Sunrise : SR1200ZTUNV
ES566	eldoLED SOLOdrive	<Busch-Jaeger>	2112U-101
		<Jung>	240-10
		<Leviton>	IllumaTech - IP710-DLX
		<Lightoller Controls>	ZP600FAM120
		<Merten>	5729
		<Pass & Seymour>	CD4FB-W
		<Wattstopper>	DCLV1
		<Sensor Switch>	nIO EZ
		<Synergy>	ISD BC
		<ABB>	SD/S 2.16.1
		<Lutron>	Nova T: NTFTV Diva - DVTV-xx, NFTV GRAFIK Eye: GRX-TVI w GRX3503 Energy Savr Node: QSN-4T16-S TVM2 Module
		<Crestron>	GLX-DIMFLV8, GLXP-DIMFLV8, GLPAC-DIMFLV4-*, GLPAC-DIMFLVV8-*, GLPP-DIMFLVEX-PM, GLPP-1DIMFLV2EX-PM, GLPP-1DIMFLV3EX-PM, DIN-AO8, DIN-4DIMFLV4, CLS-EXP-DIMFLV, CLCI-1DIMFLV2EX
LDE5	Lutron 5-Series EcoSystem	<Lutron>	PowPak Dimming Modules: RMJ-ECO32-DV-B, FCJ/FCJS-ECO [1,2] Energi Savr Node (120V only): QSN-1EC0-S, QSN-2ECO-S GRAFIK Eye QS/Homeworks QS control unit (120V only): QSGRJ-_E(wireless) QSGR-_E Quantum Hub (120V only): QP2-_ _2C/4C/6C/8C Homeworks QS/myRoom Plus power module (120V only): LQSE-2ECO-D
LDE1	Lutron Hi-lume 1% EcoSystem		
ELV/ TDM	ERP	<Lutron>	S-603PG, DVCL-153P, DV-600P, TGCL-153P, S-600P, DVELV-303P, SELV-300P, TG-600P, LG-600P, CT-103P, MAELV-600, FAELV-500
		<Leviton>	IPI06-1LZ, 6631-2, VPE06,6683-IW, 6161, 6633-P, IPE04
		<Cooper>	DLC03P, SLC03P, DAL06P
		<Lightolier>	ZP260QEW

NOTES:
1. All devices connected to one FCJ/FCJS-ECO will be controlled together. Devices will dim to the same level as the result of a control command. For more detail on adjusting low-end light level refer to Application Note#556 at www.lutron.com.
2. For the Line/Hot (L/H) terminal on the driver, it is preferred not to use the switched hot (red) wire from the control but rather the hot wire directly from the power source.

P-14-36LED

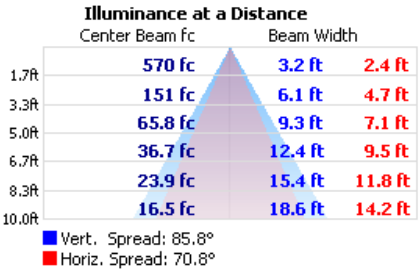

P-22-27LED

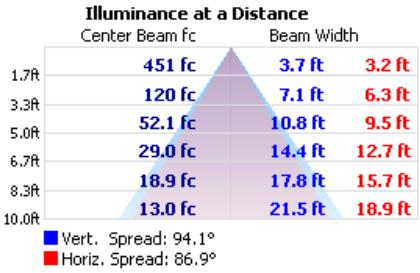

P-22-36LED

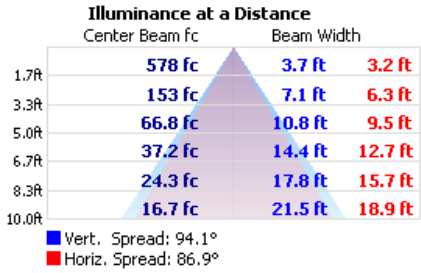

P-24-36LED

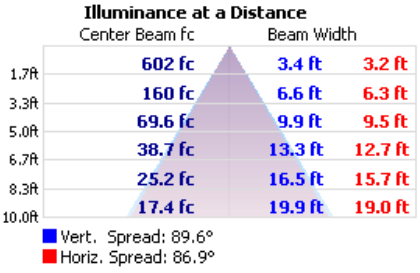

P-24-54LED

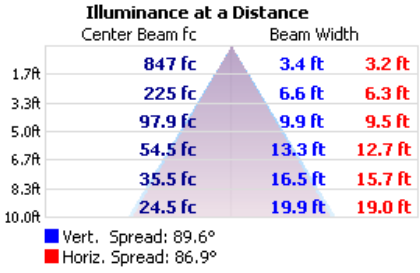

P-24-72LED

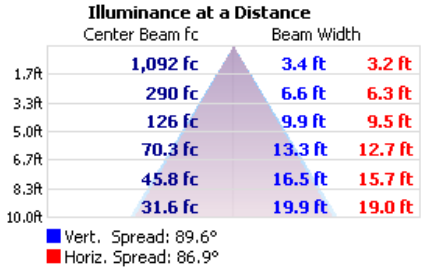

UTOPIA LIGHTING reserves the right to change specifications, drawings, dimensions without prior notice. Visit our website for the latest product information.