

BLOCK-AD

Project Name:	
Type:	



APPLICATION

The 2x2 BLOCK Acrylic drop offers a 360° lit with decorative drop diffusers. Built with a back-lit flat panel evenly illuminate a soft and pleasant distribution. Pair with a colorful BLOCK-NRC series for more 3D effects and to create and complete the space. Perfect for places in need of decorative looks such as open offices and lobbies, libraries, retails, reception areas and corridors, and commercial interiors.

FEATURES:

- 2x2, 360° all around lit acrylic drop in 1" increments.
- Acrylic regressed available in 1" increments.
- 3/8" thick frosted acrylic diffuser.
- Pair with BLOCK-NRC to create and coordinate the space.
- Built with back-lit flat panel.

MOUNTING:

- T-bar (Std.)
- Flange Kit for Hard ceiling.
- Surface mount with surface mount kit.

LISTING:

- ARRA compliant. (optional)
- Luminaire: 5 years limited warranty ⁵

STYLES




2" AD




4" AD



6" AD



AR



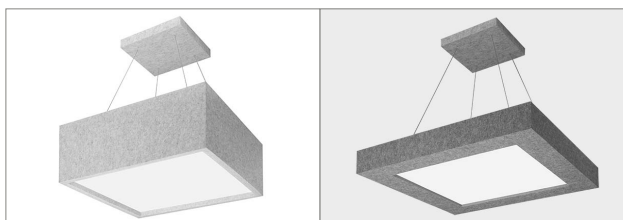
[Acrylic Non-lit Drop](#)



[Acrylic Lit Recessed](#)



[Acoustic Asymmetric Skylight](#)



Pendant

BLOCK-AD

ORDERING INFORMATION

EXAMPLE: BLOCK-22-AD-4-36LED-40K-DM

MODEL	SIZE		STYLE		DEPTH ¹	
BLOCK	22	2' x 2' nominal (Std.)	AD AR	Acrylic Drop Acrylic Regressed	2 4 6 8 XX	2" Depth 4" Depth 6" Depth 8" Depth Custom depth (1" increments)

FIELD ADJUSTABLE LUMINAIRE

LED		COLOR TEMP.		LED DRIVER ²		VOLTAGE		MOUNTING	
L40/30/25	Selectable 25W/30W/40W LED	-35/40/50K	Selectable 35/40/50K	DM	0-10V, 10%~100% (Std.)	UNV	120-277V	(Blank) FK SMK	Recessed T-bar Flange Kit for Hard Ceiling ⁴ Surface Mount Kit ⁴

PRESET		OPTIONS			
(Blank) PS(Lxx,yyK)	Default Setting Preset Request; XX for watt, YY for CCT <small>* Factory default setting: L30-40K</small>	EMI8 EMI16 EMI25 ILB-CP10-HE-SD-A ELCU-200 GTD	8W EM Battery Backup 16W EM Battery Backup 25W EM Battery Backup IOTA 10W SELF-DIAGNOSTIC EM Battery Backup, CEC Compliant Fail-to-on Emergency lighting, UL924 ⁶ Bodine Generator Transfer Device	AMB HC403 HRC-05 ARRA	Anti-Microbial Coating (Matte Skye White) Microwave bi-level Occupancy sensor, adjustable via DIP switch ³ Remote control for HC403 sensor Assembled in USA

LIGHTING CONTROL SYSTEM	
PPA102S	<Bluetooth> Bluetooth Powerpack (Consult factory for installation location)

FIXED LUMINAIRE

LED		COLOR TEMP.		LED DRIVER ²			
36LED xxLED	36W LED Custom Watt	-35K -40K	3500K 4000K	DM DM1 SD40 SDxx TD30/70 TDxx/yy	0-10V, 5%~100% (Std.) 0-10V, 1%~100% 40%/100% Bi-Level Step dim xx%/100% Bi-Level Step dim (specify xx: 10~70%) 30%/70%/100% Tri-Level Step dim xx%/yy%/100% Tri-Level Step dim (specify xx,yy: 10~70%)	LDE1 TDM ELV LTEA2W	Hi-lume 1% EcoSystem LED driver with Soft-on, fade-to-black, 100%~1% Triac Dim. (120V only) ELV, Reverse phase or trailing-edge, (120V only) Hi-lume 1% 2-wire LED driver (120V forward phase only)

VOLTAGE		MOUNTING		OPTIONS			
UNV	120-277V	(Blank) FK SMK	Recessed T-bar Flange Kit for Hard Ceiling ⁴ Surface Mount Kit ⁴	EMI8 EMI16 EMI25 ELCU-200 GTD	8W EM Battery Backup 16W EM Battery Backup 25W EM Battery Backup Fail-to-on Emergency lighting, UL 924 Bodine Generator Transfer Device	AMB HC403 HRC-05 ARRA	Anti-Microbial Coating (Matte Skye White) Microwave bi-level Occupancy sensor, adjustable via DIP switch ³ Remote control for HC403 sensor Assembled in USA

LIGHTING CONTROL SYSTEM	
PPA102S	<Bluetooth> Bluetooth Powerpack (Consult factory for installation location)

NOTES:

1. Refer to dimensions page for more details.
2. Refer to Table 1 to find compatible dimmer switch.
3. Refer to Table 2 to find default setting.
4. Supplied in separate boxes, field installed.
5. This limited warranty covers electrical parts only and does not apply to labor, equipment lease, or defect from improper installation or operation.
6. Shipped separately.

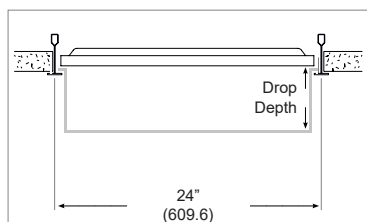
BLOCK-AD

CONFIGURATIONS

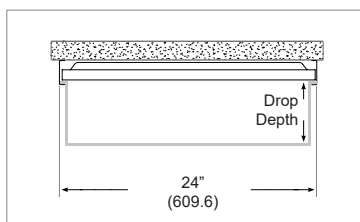
Luminaire	Size	LED	Lumen Output (3500/4000/5000K)	Lumen Efficiency (3500/4000/5000K)
Field Adjustable	2' x 2'	L40	3828lm / 3828lm / 3897lm	95.7 / 95.7 / 97 lm/W
		L30	2949lm / 2975lm / 3001lm	98 / 99 / 100 lm/W
		L25	2523lm / 2544lm / 2566lm	100 / 100.7 / 100.6 lm/W
Fixed	2' x 2'	36LED	3852lm / 3946lm / NA	107 / 109 lm/W / NA

ACRYLIC DROP

*Acrylic is 3/8" thick



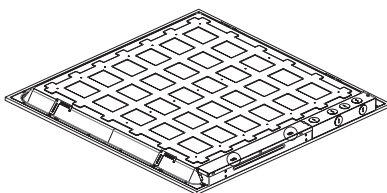

Standard T-bar



w/ Surface Mount Kit

LUMINAIRE



**FIELD
ADJUSTABLE
LUMINAIRE**



Length: 23-3/4 (603)
 Width: 23-3/4 (603)
 Depth: 1-5/8 (41)
 * Depth increased up to 3" with HC403 option
 * Depth increased up to 5.2" with EM

All dimensions are in inches (millimeters).

**FIXED
LUMINAIRE**



Length: 23-3/4 (603)
 Width: 23-3/4 (603)
 Depth: 1-5/8 (41)
 * Depth with Junction Box: 2-7/8" (74)
 * Depth increased up to 3" with HC403 option
 * Depth increased up to 5.2" with EM

BLOCK-AD

APPROVED DIMMER SWITCH (Table 1)

Model#	Brand	Manufacturer	Manufacturer Part #
DM (0-10V 10%~100%)	-	<Lutron>	Maestro MS-Z101, Nova NTSTV, Diva DVSTV
		<Philips>	Sunrise SR1200ZTUNV
DM (0-10V 5%~100%)	-	<Leviton>	IllumaTech IP7 series
		<Lutron>	Visit www.lutron.com/advance for a list of dimmers (Mark VII) that will work with this driver
		<Philips>	Sunrise: SR1200ZTUNV
		<Easeic>	EID110U
DM1 (0-10V 1%~100%)	-	<Lutron>	Nova: NFTV- dimmer plus PP-DV relay pack(s), NTSTV-DV-dimmer Diva: DVTV-dimmer, DVSTV-dimmer, plus PP-DV relay pack(s), DVSTV-dimmer, DVSCSTV-dimmer GRAFIK Eye QS: QSGRJ-XP, plus GRX-TVI 0-10V interface GRAFIK Eye QS with EcoSystem: QSGRJ-XE, QSGR-XE, plus GRX-TVI 0-10V interface PowPak: RMJ-5T
		<Leviton>	Leviton: IP710-LFZ
		<Philips>	Sunrise: SR1200ZTUNV
ELV/TDM	ERP	<Lutron>	S-603PG, DVCL-153P, DV-600P, TGCL-153P, S-600P, DVELV-303P, SELV-300P, TG-600P, LG-600P, CT-103P, MAELV-600, FAELV-500
		<Leviton>	IPI06-1LZ, 6631-2, VPE06, 6683-IW, 6161, 6633-P, IPE04
		<Cooper>	DLC03P, SLC03P, DAL06P
		<Lightolier>	ZP260QEW
LDE1	Lutron Hi-lume 1% EcoSystem	<Lutron>	PowPak Dimming Modules: RMJ-ECO32-DV-B, FCJ/FCJS-ECO Energi Savr Node (120V only): QSN-1EC0-S, QSN-2ECO-S GRAFIK Eye QS/Homeworks QS control unit (120V only): QSGRJ-_E(wireless) QSGR-_E Quantum Hub (120V only): QP2-_ _2C/4C/6C/8C Homeworks QS/myRoom Plus power module (120V only): LQSE-2ECO-D
LTEA2W	Lutron Hi-lume 2-wire (120V forward voltage only)	<Lutron>	Visit http://www.lutron.com/TechnicalDocumentLibrary/369543_ENG.pdf for a list of compatible dimmer switches.
PHSR 1	Philips Xitanium Sensor-Ready	<Illumra>	<u>Single Rocker Self-Powered Light Switch (on/off, dim-up/down)</u> Illumra# ZBT-S1AWH Digi-Key# 1082-1033-ND <u>Dual Rocker Self-Powered Light Switch (on/off, dim-up/down, scene1,2)</u> Illumra# ZBT-S2AWH Digi-Key# 1082-1034-ND

* If you want other specific kind, please contact us.

HC403 FACTORY SETTING (TABLE 2)

Detection Area	100%
Hold-time	5 sec
Daylight sensor	Disable
Stand-by period (tri-level control)	10 sec
Stand-by dimming level	10%

* See a separate attachment to find more setting options.