

LCT-2G

Project Name:	
Type:	



APPLICATION

It is intended to be easily installed through a surface mounting. With die cast aluminum and an integral heat sink, the LCT can withstand the most challenging outdoor environments. Ideal for walkways, building exterior, entrances, mall areas and gas station. Perfect for hard to service locations.

FEATURES:

- Slim, low profile, easy mounting from below the deck.
- Rugged die cast aluminum housing with integral heat sink.
- Hollow design for air convection.
- Comes equipped with frosted tempered glass.
- Housing is white powder paint finish as standard.
- Beam angle: 110°

MOUNTING:

- Suitable for surface ceiling.
- Suitable for 3/4" NPT pendant ceiling (pipe by others).

LED:

- Samsung LED.
- 5000K color temperature standard.
- Luminous Efficacy 150W: 130 lm/W
- 50,000 hours.
- CRI +80.

ELECTRICAL:

- High power factor electronic driver, 120-277V, 50 / 60 Hz.
- Input Watts: 150W(150LED)
- 1-10V dimmable driver as standard.
- Power factor: >0.90
- 10kV / 6kV surge protector standard.
- Class P and type TL rated.

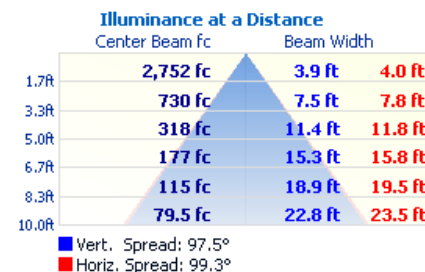
LISTING:

- IP65.
- 5 years limited warranty.
- UL listed.
- DLC listed.

SPECIFICATION

LED Power Consumption	LED Color Temp.	Total Lumens	Lumen / Watt	CRI
150W	5000K (Std.)	19500 lm	130 lm/W	80 +

LCT-2G-150LED



ORDERING INFORMATION

EXAMPLE: LCT-2G-150LED-50K-UNV-WH

MODEL	LED	COLOR TEMP.	VOLTAGE	MOUNTING	FINISH
LCT-2G	150LED 150 W LED	-50K 5000K (Std.)	UNV 120-277V (Std.)	(Blank) Ceiling surface / Pendant (Std.)	WH White (Std.)

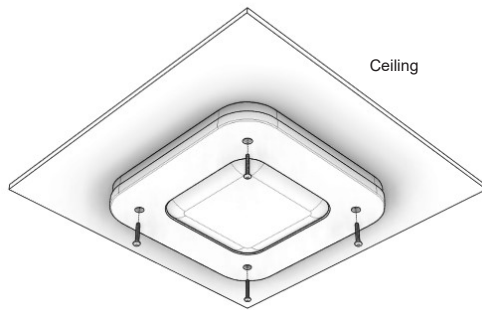
LCT-2G

DIMENSIONS

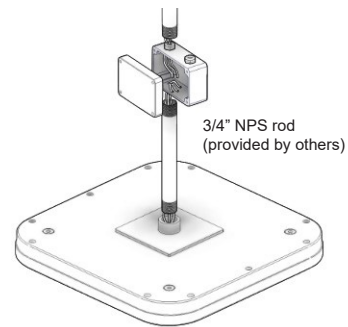


All dimensions are in inches (millimeters).

MOUNTING INFORMATION



Ceiling / Surface



Pendant