

ULW1

Project Name:	
Type:	



APPLICATION

Wall or ceiling light. Acrylic diffuser with metal end caps. Ideal for use in public areas, corridors, locker, rooms, laundry, bathrooms, and work areas.

FEATURES:

- White finish as standard. (other finish available)
- Acrylic ribbed white lens.

MOUNTING:

- Wall or ceiling mounted.

LED:

- High quality long-life LEDs.
- LM80
- Color Temperature: 2700/3000/3500/4000/5000 (K)
- Color Rendering Index: > 82.8
- Calculated L70: 122,000 hours
- Reported L70: +60,000 hours

ELECTRICAL:

- High power factor electronic driver, operate from a 120 ~ 277 Vac input range, 50 / 60 Hz.
- Features included over voltage protection, surge, short circuit protection and over load protection.
- Power Factor: typical > 0.95, THD <20, meets Class1 or Class 2 circuit.
- Philips Xitanium: 0-10V Dim to 1%(PH).
- Osram Optotronic: 0-10V Dim to 1%(OS1) or 10%(OS).
- Generic : 0-10V 10% dim. (GR)
- 0-10VDC dimming 1%~100%.
- Operating temperature: -4°F (-20°C) ~ 122°F (50°C).

<ELCU-200>

- Guarantees emergency lighting remains ON or is turned on when power to the control device is lost.
- Interfaces with fire alarm panel or security system.
- "Watchdog" feature allows emergency loads to be controlled in tandem with normal power loads.
- UL listed for use in emergency circuits.

LISTING:

- UL listed.
- Listed to UL 1598 and UL 8750.
- Suitable for damp locations.
- Made in USA.
- ARRA compliant as standard.
- BAA compliant as standard.
- 7 or 10 years limited warranty. (optional) ²
- Bluetooth Mesh System available, please contact factory for more information.

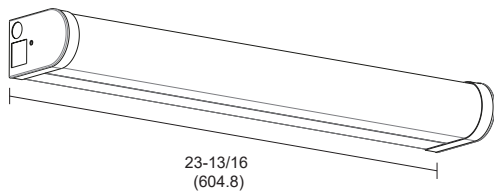
CONFIGURATIONS

Series	Size	LED	Input Wattage	Lumen Output (4000K)	Lumen Efficiency
ULW1	2FT	18LED	21.7W	1420 lm	88 lm/W
		27LED	30.7W	2023 lm	
		36LED	39.7W	2625 lm	
		54LED	57.7W	3831 lm	
	4FT	18LED	21.7W	1420 lm	
		27LED	30.7W	2122 lm	
		36LED	39.7W	2626 lm	
		54LED	57.7W	3831 lm	
		72LED	75.7W	5034 lm	

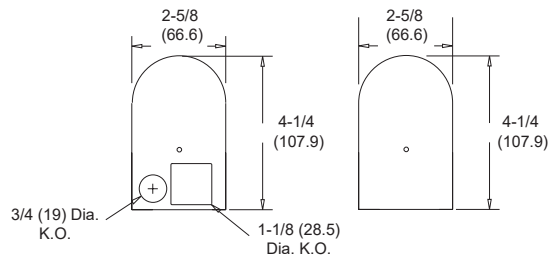
Multiplier		
3000K	3500K	5000K
0.9502	0.9837	1.0173

OUTPUT CURRENT

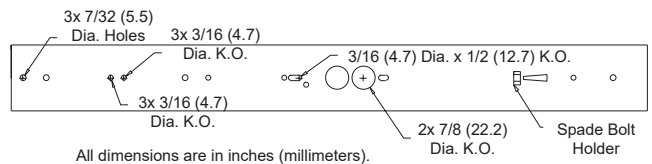
		Bi-Level		Tri-Level (Default)	
SW1	SW2	Config Range	Default	Config Range	Default
Close	Open	10% - 70%	40%	10% - 70%	30%
Open	Close	10% - 70%	40%	10% - 70%	70%
Close	Close	100%	100%	100%	100%
Open	Open	0%	0%	0%	0%



END PLATE




TOP W/O DIFFUSER




ULW1


ORDERING INFORMATION

EXAMPLE: ULW1-2-27LED-40K-UNV

MODEL	LENGTH		LED		COLOR TEMP.		EFFICACY		CRI		DIFFUSER	
ULW1	2	2' Length	18LED	18W LED	-27K	2700K ³	(Blank) HE	Standard High Efficacy 	(Blank) C9	80+ CRI 90+ CRI ⁴	(Blank)	Acrylic Lens
			27LED	27W LED	-30K	3000K						
			36LED	36W LED	-35K	3500K						
			54LED	54W LED	-40K	4000K (Std.)						
	4	4' Length	18LED	18W LED	-50K	5000K						
			27LED	27W LED								
			36LED	36W LED								
			54LED	54W LED								
			72LED	72W LED								

* Contact factory for custom wattage or lumen requirement.

VOLTAGE		LED DRIVER				OPTIONS	
UNV	120-277V (Std.)	GR	Generic, 0-10V 10% dim (Std.) ⁷			EMG8	1296 LUMEN EM Battery Backup (CEC Compliant EM) ¹
120	120V	PH	Philips Xitanium, 0-10V 1% dim ⁷			EMG15	2430 LUMEN EM Battery Backup (CEC Compliant EM) ¹
277	277V	OS	Osram Optotronic, 0-10V 10% dim ⁷			EMG25	4050 LUMEN EM Battery Backup (CEC Compliant EM) ¹
		OS1	Osram Optotronic, 0-10V 1% dim ⁷			ELCU-200	Fil-to-on Emergency lighting, UL924 ⁵
		SD40	40% / 100% Bi-Level Step dim (PH only)			GTD	Bodine Generator Transfer Device
		SDXX	XX% / 100% Bi-Level Step dim (Specify XX : 10% ~ 70%) (PH only)			GTD10DIM	Bodine Generator Transfer Device (0-10VDC Dimmer Override)
		TD30/70	30% / 70% / 100% Tri-Level Step dim (PH only)			GO	Convenience outlet (3 prong) installed
		TDXX/YY	XX% / YY% / 100% Tri-Level Step dim (Specify XX, YY : 10% ~ 70%) (PH only)			O7W	Optional 7 Years Limited Warranty ²
		ES566	eldoLED SOLOdrive Natural Dimming to dark, 0-10V, 100% ~ 0.1% dim			O10W	Optional 10 Years Limited Warranty ²
		EC	eldoLED ECOdrive 0-10V natural dim to 1% (Hybrid HydraDrive)			AMB	Anti-Microbial Coating (Matte Skye White)
		LDE1	Hi-lume 1% EcoSystem LED driver with Soft-on, Fade-to-Black dimming technology, 100% ~ 1% dim				
		ELV	ELV compatible (reverse-phase or trailing-edge), (120V only)				
		PHSR	Philips Xitanium Sensor-Ready, Dali 5%~100% dim				
		PHDL	Philips Xitanium DALI driver, Dim to 5%				
		TDM	Triac Dim. (120V only)				
		ED560	eldoLED LightShape DALI dim to dark, 0.1% ~ 100%				
		LTEA2W	Hi-lume 1% 2-wire LED driver (120V forward phase only)				
		 BLT	Bluetooth Mesh System (contact factory for more information)				

LIGHTING CONTROL SYSTEM	
LUTRON VIVE	<Lutron Vive System Enabled>  Click Here!
SNS200C RS-IR	<EasySense> EasySense Ceiling-mount occupancy sensing, daylight harvesting and task tuning in one device (Must be ordered with PHSR driver) ⁶ IR dongle for EasySense control
PPA102S	<Bluetooth> Bluetooth Powerpack (Consult factory for installation location)

NOTES:

- Not available in 2'.
- This limited warranty covers electrical parts only and does not apply to labor, equipment lease, or defect from improper installation or operation.
- Available with C9 only.
- Lumen per watt is around 15% less than standard CRI (80+).
- Shipped separately.
- Please see Compatible Phone list in the separate attachment. If not listed, please order "RS-IR", and follow IR-Dongle user guide and NFC and IR app user's manual. Android users only.
- To find an approved dimmer switch, please see table 1.

ULW1

COMPATIBLE DIMMER SWITCH (TABLE 1)

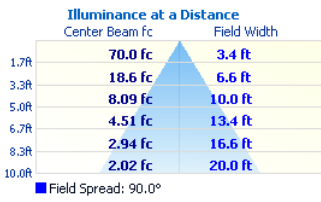
Model #	Brand	Compatible Dimmer Switch	
(Blank)	-	<Leviton>	IlumaTech IP7 series
		<Lutron>	Visit www.lutron.com/advance for a list of dimmers (Mark VII) that will work with this driver.
		<Philips>	Sunrise : SR1200ZTUNV
ES566	eldoLED SOLOdrive	<Busch-Jaeger>	2112U-101
		<Jung>	240-10
		<Leviton>	IlumaTech - IP710-DLX
		<Lightoller Controls>	ZP600FAM120
		<Merten>	5729
		<Pass & Seymour>	CD4FB-W
		<Wattstopper>	DCLV1
		<Sensor Switch>	nIO EZ
		<Synergy>	ISD BC
		<ABB>	SD/S 2.16.1
		<Lutron>	Nova T: NTFTV Diva - DVTV-xx, NFTV GRAFIK Eye: GRX-TVI w GRX3503 Energy Savr Node: QSN-4T16-S TVM2 Module
		<Crestron>	GLX-DIMFLV8, GLXP-DIMFLV8, GLPAC-DIMFLV4*, GLPAC-DIMFLV8*, GLPP-DIMFLVEX-PM, GLPP-1DIMFLV2EX-PM, GLPP-1DIMFLV3EX-PM, DIN-AO8, DIN-4DIMFLV4, CLS-EXP-DIMFLV, CLC1-1DIMFLV2EX
		LDE1	Lutron 5-Series EcoSystem
GR	-	<Lutron>	NTSTV-DV
		<Leviton>	IP710-DLZ
PH	-	<Lutron>	Nova: NFTV- dimmer plus PP-DV relay pack(s) Nova T: NTSTV-DV-dimmer Diva: DVTV-dimmer, DVSCVT-dimmer, plus PP-DV relay pack(s), DVSTV-dimmer, DVSCSTV-dimmer GRAFIK Eye QS: QSGRJ-XP, plus GRX-TVI 0-10V interface GRAFIK Eye QS with EcoSystem: QSGRJ-XE, QSGR-XE, plus GRX-TVI 0-10V interface PowPak: RMJ-5T
		<Leviton>	Leviton: IP710-LFZ
		<Philips>	Sunrise - SR1200ZTUNV
OS, OS1	-	<Osram>	ZBHA-CLM DIM (NAED:45678)
		<Encelium EMS>	EN-LCM-1R10V-GB2-BK EN-LCM-1R10V-GB2-BK/DR EN-ALC-1R10V-GB2-BK EN-ALC-1R10V-GB2-BK-DR
		<Leviton>	IP710-DLX
		<Lutron>	DVTV-XX
		<Wattstopper>	ADF-120277
		<Synergy Lighting Controls>	ISD BC
		<Wattstopper>	FD-301
		<Wattstopper>	FSP-202
<Enlighted Inc.>	SU-3E-00 (Enlighted Compact Sensor)		
TDM	KEYSTONE	<Lutron>	Diva DV-600P, SkyLark S-600P, Ariadni AY-600P, Ariadni TG-603P, Maestro MA-600 (Digital), Diva CFL/LED DVCL-153P, Satin Colors DVSC-600P-SW
		<Leviton>	6641, IlumaTech IPI06-1LX, ToggleTouch TGI06-1LW (Digital)
ELV	KEYSTONE	<Lutron>	MAELV-600BL (Digital), DVELV-300P, SkyLark SELV-300P

NOTES:

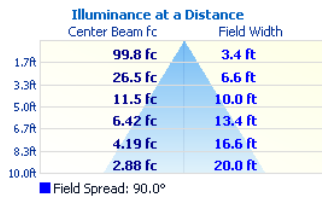
- All devices connected to one FCJ/FCJS-ECO will be controlled together. Devices will dim to the same level as the result of a control command. For more detail on adjusting low-end light level refer to Application Note#556 at www.lutron.com.
- For the Line/Hot (L/H) terminal on the driver, it is preferred not to use the switched hot (red) wire from the control but rather the hot wire directly from the power source.

ULW1

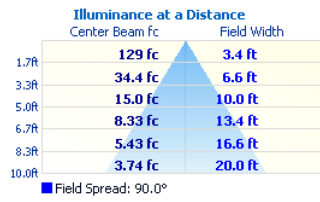
ULW1-2-18LED



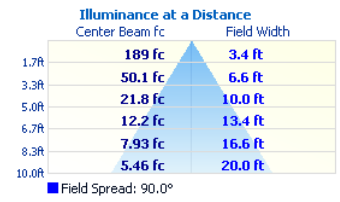
ULW1-2-27LED



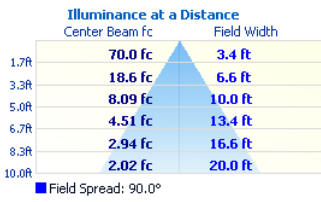
ULW1-2-36LED



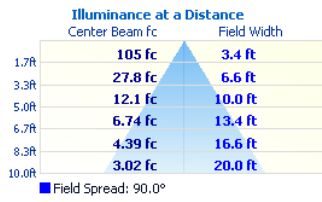
ULW1-2-54LED



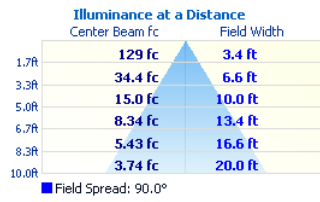
ULW1-4-18LED



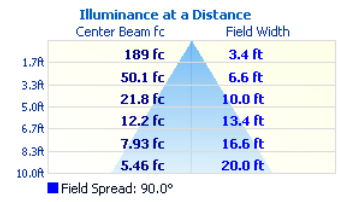
ULW1-4-27LED



ULW1-4-36LED



ULW1-4-54LED



ULW1-4-72LED

