



APPLICATION

The outdoor and indoor die-cast aluminum vaportite fixtures are rated for wet location. Ideal for both commercial and residential applications. Use on entrances, corridor, tunnel, service area, stair well and walkways.

FEATURES:

- Vaportite die-cast aluminum housing included junction box on vapor tights.
- Clear heat resistant tempered glass lens with thread-on cast aluminum guard standard.
- Gray powder coated standard on frame and housing.
- Housing has fully silicone rubber included to prevent any leakage from the outside.

MOUNTING:

- Ceiling, pendant or wall mounting.
- Easily installs on recessed junction boxes or direct mounts to the wall with feed thru 1/2" conduit access.

LAMP:

- 150W maximum A19 medium base incandescent.
- Available with GU24 base CFL.
- Lamp not included.

ELECTRICAL:

- Incandescent lamps have medium (E26) base porcelain socket with screw shell and center contact. 120V 60Hz input voltage.
- CFL GU24 lamps have self-ballast; 120V 60Hz input voltage.

LISTING:

- UL/CUL listed.
- Suitable for wet location.
- ARRA compliant (optional).

DISCONTINUED - Limited Stock Available



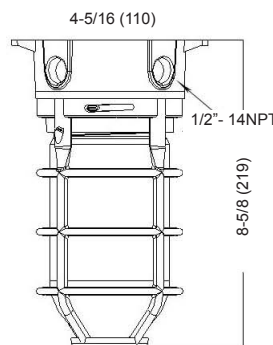
VC



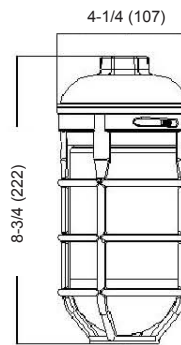
VP



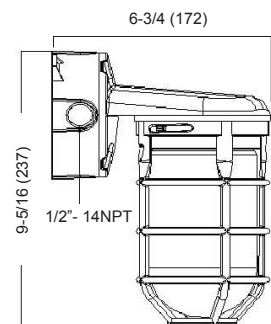
VW



[VC]



[VP]



[VW]

All dimensions are in inches (millimeters).

ORDERING INFORMATION

EXAMPLE: VC-IC-150-120

MODEL		RATED		LAMP TYPE		VOLTAGE		FINISH	
VC Ceiling mount	IC	IC Rated	150	150W MAX. A19 Incandescent	120	120V	(Blank)	Grey	
VP Pendant mount			13G	CF13, GU24					
			18G	CF18, GU24					
			26G	CF26, GU24					
VW Wall mount									
GLOBES				OPTIONS					
(Blank)	Clear (Std.)		LP	Lamp Included					